

2022-2023 Kern County Ag Snapshot

Water for agriculture is an investment in Kern County's people, farmers and future.

We all know that agriculture is important to Kern County, but how important? It can be easy to take agriculture, and by extension the water it requires, for granted. After all, Kern County is one of the top producing agricultural counties in the nation. We tend to think of farmers, but the value of agriculture is so much more than that. Agriculture directly or indirectly touches the lives of everyone who calls Kern County home. Yes, it's about the farmers who grow the food we eat. And yes, it is about the delivery drivers, warehouse workers, grocery store clerks, waiters, and more.

2022-2023 KERN COUNTY AG SNAPSHOT

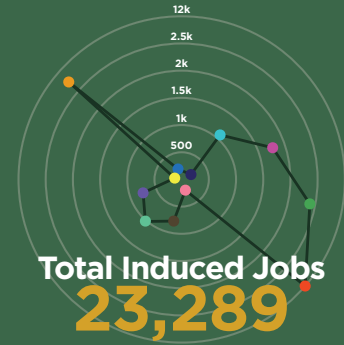
Total Jobs	Total Wages	Total Output
125,901	\$8,068,889,600	\$22,304,277,000
Direct Jobs	Direct Wages	Direct Output
71,254	\$3,914,138,900	\$11,900,851,100

Did you know? 1 in 3 Kern County jobs are supported by agriculture!

Agriculture is just another word for the hundreds of thousands of people that rely on the industry, and the irrigation water that supports it, to maintain their quality of life here. There may be many local beneficial uses of water, but there is only one beneficial use that provides the jobs and economic security that a third of the county rely on to fuel our economy, and that's agriculture.

The data on the following page comes from Feeding the Economy's U.S. Food and Agriculture Industries Economic Impact Study, 2023, which estimates the economic contributions made by the food and agriculture industries at the county level. The study calculates jobs based on monthly jobs data collected by the Bureau of Labor Statistics and uses these figures to extrapolate wages, output and business taxes.

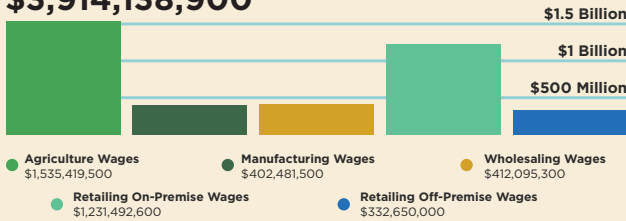
Total Jobs: 125,901



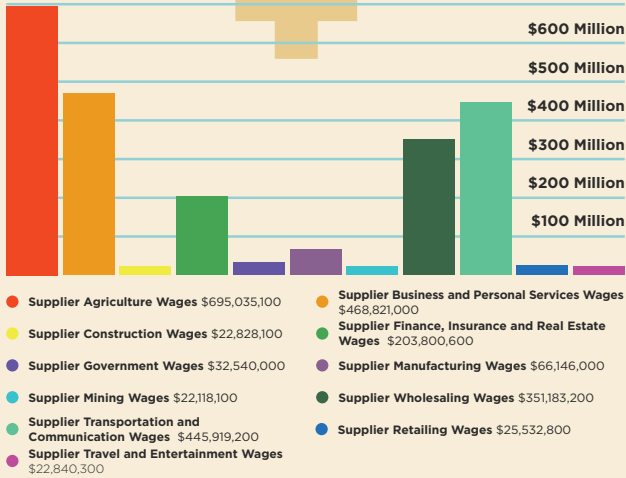
- Agriculture Jobs 22,077
- Wholesaling Jobs 4,699
- Retailing Off-Premise Jobs 6,755
- Manufacturing Jobs 4,978
- Retailing On-Premise Jobs 32,745
- Supplier Agriculture Jobs 13,230
- Supplier Business and Personal Services Jobs 5,176
- Supplier Construction Jobs 267
- Supplier Finance, Insurance and Real Estate Jobs 2,326
- Supplier Government Jobs 256
- Supplier Manufacturing Jobs 668
- Supplier Mining Jobs 258
- Supplier Retailing Jobs 399
- Supplier Transportation and Communication Jobs 4,766
- Supplier Travel and Entertainment Jobs 442
- Supplier Wholesaling Jobs 3,570
- Induced Agriculture Jobs 780
- Induced Business and Personal Services Jobs 11,890
- Induced Construction Jobs 209
- Induced Finance, Insurance and Real Estate Jobs 1,772
- Induced Government Jobs 203
- Induced Manufacturing Jobs 309
- Induced Mining Jobs 130
- Induced Other Jobs 751
- Induced Retailing Jobs 2,743
- Induced Transportation and Communication Jobs 2,400
- Induced Travel and Entertainment Jobs 1,081
- Induced Wholesaling Jobs 1,021

Total Wages: \$8,068,889,600

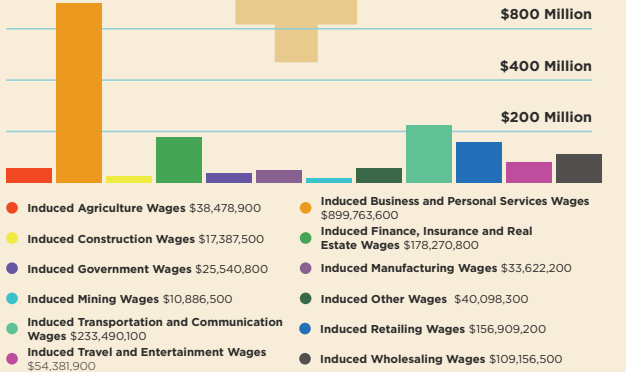
TOTAL DIRECT WAGES \$3,914,138,900



TOTAL SUPPLIER WAGES \$2,356,764,400



TOTAL INDUCED WAGES \$1,797,986,300

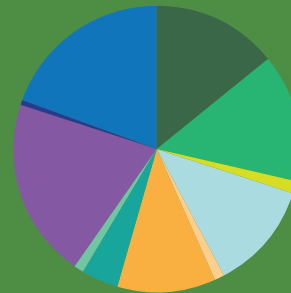


Total Output: \$22,304,277,000



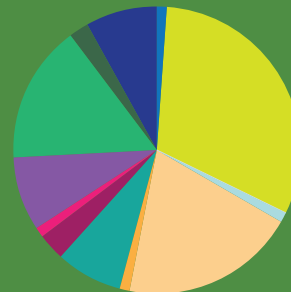
TOTAL DIRECT OUTPUT \$11,900,851,100

- Retailing Off-Premise Output \$695,350,200
- Retailing On-Premise Output \$3,370,105,200
- Wholesaling Output \$1,223,852,100
- Manufacturing Output \$2,491,147,500
- Agriculture Output \$4,120,396,100



TOTAL SUPPLIER OUTPUT \$5,797,634,400

- Supplier Agriculture Output \$821,507,400
- Supplier Business and Personal Services Output \$848,829,100
- Supplier Construction Output \$72,464,600
- Supplier Finance, Insurance and Real Estate Output \$709,537,200
- Supplier Government Output \$67,651,100
- Supplier Manufacturing Output \$645,296,900
- Supplier Mining Output \$237,780,400
- Supplier Retailing Output \$65,147,400
- Supplier Transportation and Communication Output \$1,175,334,700
- Supplier Travel and Entertainment Output \$42,557,700
- Supplier Wholesaling Output \$1,111,527,900



TOTAL INDUCED OUTPUT \$4,605,791,500

- Induced Agriculture Output \$52,153,900
- Induced Business and Personal Services Output \$1,435,939,100
- Induced Construction Output \$55,772,500
- Induced Finance, Insurance and Real Estate Output \$899,872,500
- Induced Government Output \$58,877,000
- Induced Manufacturing Output \$348,054,800
- Induced Mining Output \$131,474,400
- Induced Other Output \$50,467,200
- Induced Retailing Output \$393,417,800
- Induced Transportation and Communication Output \$708,909,200
- Induced Travel and Entertainment Output \$101,491,500
- Induced Wholesaling Output \$369,361,600